

Jimny

Major Specifications
and Equipment



SUZUKI MOTOR CORPORATION
300 Takatsuka-cho, Minami-ku, Hamamatsu City, JAPAN 432-8611

Jimny SPEC. SHEET(Europe) 99999-BB208-821 1007 Printed in Japan



Way of Life!

JLX



The audio system and air conditioner are optional.



Major Equipment

Engine	Petrol	
	1.3L VVT	
Drive system	Part-time 4WD	
Transmission	5MT	5MT/4AT
Steering	LHD/RHD	LHD/RHD
Grade	JLX	
CHASSIS		
Tyres and wheels	205/70R15 + steel wheels	S
	205/70R15 + aluminium-alloy wheels	(*1)
Spare tyre and wheel	205/70R15 + steel wheel	S
	205/70R15 + aluminium-alloy wheel	(*1)
Spare wheel cover	Half cover (disc type)	S
EXTERIOR		
Wheel arch extensions	Coloured	-
Side splash panels	Coloured	-
Roof rails	-	S
Outside door handles	Unpainted	S
Tailgate opener	Key-operated	S
Bumpers	Coloured (front and rear)	S
VISIBILITY		
Headlamps	Halogen multireflector	S
Headlamp levelling device	Manual	S
Fog lamps	Front	0
	Rear	S
Green-tinted windows	-	S
UV-cut glass	Windscreen	S
	Front door windows	0
Wipers	Front: 2-speed (low, high) + intermittent + washer	S
	Rear: 1-speed + intermittent + washer	S
Rear window demister	-	S
Outside door mirrors	Coloured	-
	Electrically adjustable	S
	Heated	0
Day/night rearview mirror	-	S
STEERING AND INSTRUMENT PANEL		
3-spoke steering wheel	Urethane	S
Power steering	-	0
Tachometer	-	S
Digital clock (*2)	-	S
Light-off and key reminder	Alarm	S
Door ajar reminder	Lamp	S
Low fuel warning	Lamp	S
Instrument panel centre garnishes	Silver coloured	S
DRIVING AMENITIES		
Electric windows	Front	-
Central door locking (including tailgate)	Switch (driver's side)	-
Remote-control door locks	With hazard lamp answerback function	0
Air conditioner	Manual	0
Heater	-	S
Audio	Antenna (mounted at front of roof)	S
	Speaker x 2	S
	CD tuner	0
Seat heaters	Both front seats	-
INTERIOR		
Cabin lights	Front cabin light (3-position)	S
Sun visors	Both sides	S
	With ticket holder (driver's side)	S
	With ticket holder (passenger's side)	-
	With vanity mirror (driver's side)	S
	With vanity mirror (passenger's side)	-
Assist grips	Passenger's side	S
	Rear x 2	S
Cup holders	Front x 2 (MT)	S
	Front x 3 (AT)	-
	Rear x 2	S
Storage pockets	Front doors	-
	Rear quarter trim	S
Shift knob (AT)	Silver garnish	-
12V interior accessory socket	Instrument panel x 1	S
Ashtray	-	S
Remote fuel lid opener	-	S
Door trim	Cloth-accented	-
SEATS		
Front seats	Slide and recline adjustment	S
	Walk-in mechanism (passenger's side)	S
Rear seats	Reclining	S
	50:50-split single-folding	S
Seat upholstery material	Fabric	S
LUGGAGE AREA		
Luggage area underfloor compartment	-	S
SAFETY AND SECURITY		
SRS dual front airbags	-	S
Seatbelts	Front: 3-point ELR seatbelts with pretensioners, force limiters and height adjusters	S
	Rear: 3-point ELR seatbelts x 2	S
Side impact door beams	-	S
ABS	-	S
Brake assist function	-	S
AT shift lock/key interlock (AT)	-	S
High-mount stop lamp	-	S
Immobilizer	-	S
Visible VIN	-	S

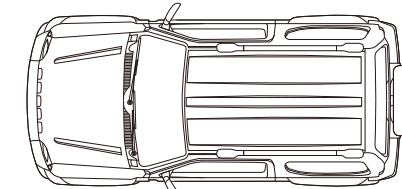
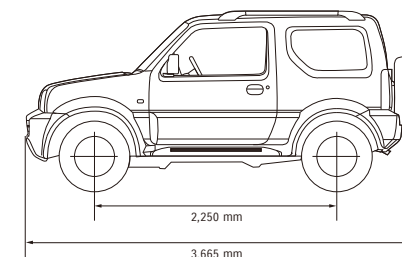
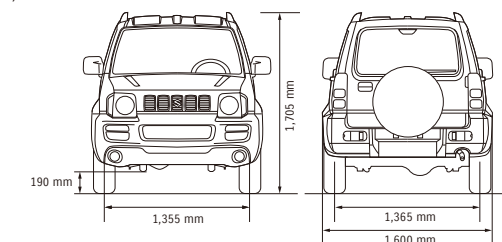
S : Standard O : Option - : Not available

Equipment and options may vary for individual markets.
(*1): Set option
(*2): Digital clock is replaced by CD tuner.

Major Specifications

Engine	Petrol	
	1.3L VVT	
Drive system	Part-time 4WD	
Transmission	5MT	4AT
Steering	LHD/RHD	
Number of doors	3	
DIMENSIONS		
Overall length	Front bumper to rear bumper (*3) mm	3,570
	Front bumper to spare tyre mm	3,645
	Front bumper to spare wheel cover mm	3,665
Overall width	mm	1,600
	with roof rails mm	1,670
Overall height	mm	1,705
	with roof rails mm	2,250
Wheelbase	mm	1,355
	Tread mm	1,365
Minimum turning radius (*3)	m	4.9
	mm	190
Approach angle	deg.	37
Ramp breakover angle	deg.	31
Departure angle	deg.	46
CAPACITIES		
Seating capacity	persons	4
Luggage capacity (*3)	Max. volume (manufacturer data) litres	816
	Rear seatback folded (VDA method) litres	324
	Rear seatback raised (VDA method) litres	113
Fuel tank capacity	litres	40
ENGINE		
Type	M13A	
Number of cylinders	4	
Number of valves	16	
Piston displacement	cm ³	1,328
Bore x stroke	mm	78.0 x 69.5
Compression ratio	9.5	
Maximum output	kW/rpm	62.5/6,000
Maximum torque	N-m/rpm	110/4,100
Fuel distribution	Multipoint injection	
TRANSMISSION		
Type	5MT	4AT
Gear ratio	1st	4.425
	2nd	2.304
	3rd	1.674
	4th	1.190
	5th	1.000
	Reverse	5.151
Final gear ratio	4.300	4.090
Transfer gear ratio	High	1.000
	Low	2.002
CHASSIS		
Steering	Recirculating ball	
Brakes	Front	Solid disc
	Rear	Drum, leading and trailing
Suspension	Front	3-link rigid axle with coil spring
	Rear	3-link rigid axle with coil spring
Tyres	205/70R15	
WEIGHTS		
Kerb weight (min./with full options)	kg	1,060/1,090
Gross vehicle weight	kg	1,420
PERFORMANCE		
Maximum speed	km/h	140
0-100 km/h (*3)	sec.	14.1
ENVIRONMENTAL PERFORMANCE		
Emission standard compliance	Euro 5	
Fuel consumption	Urban	litres/100km
	Extra-urban	litres/100km
	Combined	litres/100km
CO ₂ emissions (combined)	g/km	162

Specifications may vary for individual markets.
Most figures are as reported to European Union authorities.
(*3): Manufacturer data



BODY DIMENSIONS (JLX)

JX



Exterior Colours



Superior White (26U)



Alumina Green Metallic (ZSA)



Phoenix Red Pearl (ZLB)



Silky Silver Metallic (Z2S)



Ever Green Pearl Metallic (ZLC)



Bluish Black Pearl 3 (ZJ3)

Seat Materials

